

## Wood Frame Lounge

2005

Lounge Chairs



“Living in a glass house makes you design pieces to look immaculate from every angle,” says Craig Bassam, who designed the BassamFellows Wood Frame Lounge Collection for his own home. Despite being conceived ‘in the round,’ the lounges are infinitely adaptable pieces, appearing as chic in downtown Manhattan lofts as they do in Connecticut modernist homes. This versatility is the result of the lounge’s rigorously conceived form, which deconstructs the bulkiness of traditional lounge seating. As such, the form is reduced to its essence — an exposed structural wood frame elevated to fine cabinetry and a system of thin, layered cushions for ultimate comfort. Within its minimal profile are seat and back cushions comprised of a variable density foam core surrounded by plush down and feather pillows that are hand sewn, tufted and welted. Lumbar and bolster cushions are comprised of down and feather fill.

### CB-50 Low Back Lounge Chair

W 29 1/2", 75 cm  
D 33 1/2", 85 cm  
H 28 1/2", 72.4 cm  
SH 16", 40.6 cm  
AH 20", 50.8 cm

### CB-510 High Back Lounge Chair

W 29 1/2", 75 cm  
D 33 1/2", 85 cm  
H 37 1/2", 95.2 cm  
SH 16", 40.6 cm  
AH 20", 50.8 cm

### CB-51 Wing Back Lounge Chair

W 29 1/2", 75 cm  
D 33 1/2", 85 cm  
H 42", 106.7 cm  
SH 16", 40.6 cm  
AH 20", 50.8 cm

### CB-511 Ottoman

W 23 1/4", 59 cm  
D 20", 50.8 cm  
H 12", 30.5 cm

*Wood:*  
Solid Ash  
Solid Oak  
Solid Walnut

*Finish:*  
Ebonized black lacquer on Ash or bleached, white pigment, matte acrylic on Ash. Raw effect lacquer on Oak. Hand rubbed natural oil on Oak or Walnut, or hand rubbed black oil on Walnut.

*Upholstery:*  
Seat and back cushions comprised of variable density foam surrounded by feather and down. Lumbar and bolster cushions comprised of feather and down and feature hand sewn leather lacing details

Made in Italy


# Wood

BassamFellows  
Wood

Wood



Walnut  
W-NA




Walnut Black Oil  
W-BO



Oak  
O-NA



Oak Raw Effect  
O-RE



White Ash  
A-BL



Ebonized Ash  
A-EB



Teak  
T-NA



Iroko  
I-NA




Sage Green Ash  
A-SG




Sun Yellow Ash  
A-SY



Horizon Blue Ash  
A-HB



Mesa Red Ash  
A-MR




Ebonized Oak  
O-EB

# Coach

Leather

BassamFellows  
Leather



00118 Milk




11073 Pale Gray



11049 Medium Gray



13048 Elephant



01061 Gray Beige




13072 Taupe




02119 Camel




33004 British Tan




93129 Dark  
Chocolate




93109 Topaz Brown




35126 Oxblood




17027 Cadet Blue




77127 Dark Navy



98015 Dark Green



91102 Anthracite



99999 Black

Coach is a chrome free, soft and pliable semi-aniline leather that offers outstanding comfort combined with excellent durability and is suitable for public environments.

Additional colors available. Minimum and upcharge may apply.

#### Raw Material

Grain leather from Scandinavian cattle

#### Thickness

1.1 - 1.3mm

#### Finish

Semi-Aniline leather

#### Lightfastness

6

#### Price Grade

A

# Elegant

BassamFellows  
Leather

Leather



95947 Oxblood



11038 Platinum  
Gray



43024 Camel



43807 British Tan




48027 Olive




91059 Anthracite



93718 Dark Cognac



93957 Dark Brown



97026 Dark Navy



99001 Black

Elegant grain leather is aniline-dyed with a batique-effect that displays the natural character of the original Scandinavian cattle hide.

Additional colors available. Minimum and upcharge may apply.

## Raw Material

Grain leather from  
Scandinavian cattle

## Thickness

1.0 – 1.2mm

## Finish

Pure aniline leather

## Lightfastness

3

## Price Grade

A

# Comfort

Leather

BassamFellows  
Leather




02067 Beige




12114 Gray Beige



33286 Chestnut  
Brown



43632 Camel



91089 Anthracite



93287 Chocolate



97054 Navy



99991 Black

---

Like the name suggests, Comfort is a soft aniline leather that showcases a varied grain and the distinct features of the natural hide.

Additional colors available. Minimum and upcharge may apply.

## Raw Material

Grain leather from Scandinavian cattle

## Thickness

1.3 - 1.5mm

## Finish

Pure aniline leather

## Lightfastness

3

## Price Grade

B

# Nubuck

Leather

BassamFellows  
Leather




11035 Concrete



22029 Nude



33073 Russet



66005 Blush



77024 Ascot Blue

---

Nubuck is an aniline leather with all the distinct features of the natural hide. It is bare with its natural beauty retained and exposed. The natural grain varies in structure and offers outstanding comfort.

#### Raw Material

Grain leather from Scandinavian cattle

#### Thickness

1.3 – 1.5 mm

#### Finish

Pure aniline leather

#### Lightfastness

3

#### Price Grade

B

# Weave

Textiles

Fabric and Steel



2100 Pale




2110 Bluish



2120 Fade



2130 Dusk



2140 Brownish

---

A flat weave reminiscent of a handwoven textile. Natural fibers with subtle texture and slubs -and gradations of neutral color. It has a woven backing to create additional stability.

### Content

52% Linen  
16% Cotton  
9% Viscose  
9% Polyamide  
8% Wool  
6% Bamboo

### Width

54"

### Origin

Woven in Belgium

### Abrasion

40,000 Martindale

### Flammability

CA TB 117-2013

### Price Grade

4

## Contour

Fabric and Steel

Textiles



2700 Vert



2710 Wood



2720 Chalk



2740 Straw

---

A plush cotton fabric that falls somewhere between a velvet and a chenille. The woven backing gives it additional structure.

### Content

95% Cotton  
3% Polyester  
1% Viscose  
1% Polyamide

### Width

55"

### Origin

Woven in Belgium

### Abrasion

40,000 Martindale

### Price Grade

3



# Knit

Textiles

Fabric and Steel



2200 Ivory



2110 Beige



2211 Blue

---

A luminous boucle that is at once intense and comforting. The negative space in between the large, iridescent boucle yarns provides drama to the overall surface of the textile.

## Content

39% Viscose  
26% Virgin Wool  
11% Cotton  
11% Polyamide  
10% Linen  
3% Polyester

## Width

53"

## Origin

Woven in Belgium

## Abrasion

25,000 Martindale

## Flammability

CA TB 117-2013

## Price Grade

4

# Terrain

Fabric and Steel

Textiles



2400 Lake



2420 Timber



2440 Clay



2460 Sand

---

A cotton, linen weave with an abundance of character. A strong structure with multi-colored yarns and a soft hand.

### Content

52% Cotton  
31% Linen  
11% Viscose  
6% Polyester

### Width

54"

### Abrasion

40,000 Martindale

### Price Grade

4

### Origin

Woven in Belgium

# Theo

Textiles

Fabric and Steel




2600 Snow



2620 Oak



2640 Smoky



2660 Cinder

---

A wool, linen, cotton boucle with textural depth, variegated yarns - and a cozy, chic character. The woven backing provides additional strength to the quality of the fabric.

### Content

39% Wool  
32% Linen  
23% Cotton  
6% Polyester

### Width

55"

### Origin

Woven in Belgium

### Abrasion

40,000 Martindale

### Flammability

CA TB 117-2013

### Price Grade

4

# Fiber

Textiles

Fabric and Steel



4010 Alabaster



4020 Sandstone



4040 Pumice

---

Reminiscent of a midcentury design aesthetic. The jute, wool, linen blend goes through two refined treatments to soften the fibers without weakening them, which creates a comfortable and elegant textile.

### Content

27% Jute  
26% Wool  
25% Linen  
14% Cotton  
6% Polyester  
2% Polyamide

### Width

55"

### Origin

Woven in Belgium

### Abrasion

40,000 Martindale

### Flammability

CA TB 117-2013

### Price Grade

5

# Flax

Textiles

Fabric and Steel



2910 Ivory



2920 Natural



2940 Light Gray

---

Understated and perfect. A substantial linen that has been put through a rigorous softening process, which provides a vintage patina with a luxurious hand.

#### Content

100% Belgian linen.  
Overwashed finish.

#### Width

55"

#### Origin

Woven in Belgium

#### Abrasion

40,000 Martindale

#### Flammability

CA TB 117-2013

#### Price Grade

5


# Alpaca Velvet

Textiles

BassamFellows



1107 Concrete



1123 Medium Gray



3020 Dark Green



10 Camel



11 Charcoal



02 Gray Beige



1108 Dark Navy

An opulent velvet, Alpaca Velvet has subtle shade variation in the dense, non-directional pile, featuring a special finish for exceptional wearability.

Additional colors available. Minimum and upcharge may apply.

## Content

39% Cotton  
28% Alpaca  
11% Polyester  
9% Virgin Wool  
7% Polyamide  
6% Viscose

## Width

55"

## Origin

Woven in Italy

## Abrasion

110,000 Martindale

## Flammability

CA TB 117-2013

## Price Grade

5