

Wedge Chair

2018

Chairs



The Wedge Chair mixes visual simplicity with an involved technique: to achieve the angle silhouette that echoes the physicality of a sprinter at the starting blocks, the chair is supported by a pair of back legs that lean at 70 degrees, in contrast to the simple vertical lines at the front. The backrest is a key architectural aspect – cantilevered and supported by thin wooden armrests sculpted to be wider at the front for function and tapered away to as little as possible behind. The construction is more complicated than the shape appears – to achieve the elements of negative space and lightness we wanted, we embedded a steel support in the armrest and backrest.

CB-55 Wedge Chair

W 25", 63.4 cm
D 24 1/8", 61.3 cm
H 30 3/8", 77.1 cm
SH 18", 46 cm
AH 25 1/4", 64.1 cm

Wood:
Solid Ash
Solid Oak
Solid Walnut

Finish:
Ebonized black lacquer on Ash or bleached, white pigment, matte acrylic on Ash. Raw effect lacquer on Oak. Hand rubbed natural oil on Oak or Walnut, or hand rubbed black oil on Walnut.

Upholstery:
Foam upholstery with single topstitch.

Made in Italy


Wood

BassamFellows
Wood

Wood



Walnut
W-NA




Walnut Black Oil
W-BO



Oak
O-NA



Oak Raw Effect
O-RE



White Ash
A-BL



Ebonized Ash
A-EB



Teak
T-NA



Iroko
I-NA




Sage Green Ash
A-SG




Sun Yellow Ash
A-SY



Horizon Blue Ash
A-HB



Mesa Red Ash
A-MR



Ebonized Oak
O-EB

Coach

Leather

BassamFellows
Leather



00118 Milk



11073 Pale Gray



11049 Medium Gray



13048 Elephant



01061 Gray Beige




13072 Taupe




02119 Camel



33004 British Tan




93129 Dark
Chocolate




93109 Topaz Brown




35126 Oxblood




17027 Cadet Blue




77127 Dark Navy



98015 Dark Green



91102 Anthracite



99999 Black

Coach is a chrome free, soft and pliable semi-aniline leather that offers outstanding comfort combined with excellent durability and is suitable for public environments.

Additional colors available. Minimum and upcharge may apply.

Raw Material

Grain leather from Scandinavian cattle

Thickness

1.1 - 1.3mm

Finish

Semi-Aniline leather

Lightfastness

6

Price Grade

A

Elegant

BassamFellows
Leather

Leather



95947 Oxblood



11038 Platinum
Gray



43024 Camel



43807 British Tan



48027 Olive




91059 Anthracite



93718 Dark Cognac



93957 Dark Brown



97026 Dark Navy



99001 Black

Elegant grain leather is aniline-dyed with a batique-effect that displays the natural character of the original Scandinavian cattle hide.

Additional colors available. Minimum and upcharge may apply.

Raw Material

Grain leather from
Scandinavian cattle

Thickness

1.0 – 1.2mm

Finish

Pure aniline leather

Lightfastness

3

Price Grade

A

Comfort

Leather

BassamFellows
Leather




02067 Beige




12114 Gray Beige



33286 Chestnut
Brown



43632 Camel



91089 Anthracite



93287 Chocolate



97054 Navy



99991 Black

Like the name suggests, Comfort is a soft aniline leather that showcases a varied grain and the distinct features of the natural hide.

Additional colors available. Minimum and upcharge may apply.

Raw Material

Grain leather from
Scandinavian cattle

Thickness

1.3 - 1.5mm

Finish

Pure aniline leather

Lightfastness

3

Price Grade

B

Nubuck

Leather

BassamFellows
Leather




11035 Concrete



22029 Nude



33073 Russet



66005 Blush



77024 Ascot Blue

Nubuck is an aniline leather with all the distinct features of the natural hide. It is bare with its natural beauty retained and exposed. The natural grain varies in structure and offers outstanding comfort.

Raw Material

Grain leather from Scandinavian cattle

Thickness

1.3 – 1.5 mm

Finish

Pure aniline leather

Lightfastness

3

Price Grade

B

Weave

Textiles

Fabric and Steel



2100 Pale




2110 Bluish



2120 Fade



2130 Dusk



2140 Brownish

A flat weave reminiscent of a handwoven textile. Natural fibers with subtle texture and slubs -and gradations of neutral color. It has a woven backing to create additional stability.

Content

52% Linen
16% Cotton
9% Viscose
9% Polyamide
8% Wool
6% Bamboo

Width

54"

Origin

Woven in Belgium

Abrasion

40,000 Martindale

Flammability

CA TB 117-2013

Price Grade

4

Contour

Fabric and Steel

Textiles



2700 Vert



2710 Wood



2720 Chalk



2740 Straw

A plush cotton fabric that falls somewhere between a velvet and a chenille. The woven backing gives it additional structure.

Content

95% Cotton
3% Polyester
1% Viscose
1% Polyamide

Width

55"

Origin

Woven in Belgium

Abrasion

40,000 Martindale

Price Grade

3

Knit

Textiles

Fabric and Steel



2200 Ivory



2110 Beige



2211 Blue

A luminous boucle that is at once intense and comforting. The negative space in between the large, iridescent boucle yarns provides drama to the overall surface of the textile.

Content

39% Viscose
26% Virgin Wool
11% Cotton
11% Polyamide
10% Linen
3% Polyester

Width

53"

Origin

Woven in Belgium

Abrasion

25,000 Martindale

Flammability

CA TB 117-2013

Price Grade

4

Terrain

Textiles

Fabric and Steel



2400 Lake



2420 Timber



2440 Clay



2460 Sand

A cotton, linen weave with an abundance of character. A strong structure with multi-colored yarns and a soft hand.

Content

52% Cotton
31% Linen
11% Viscose
6% Polyester

Width

54"

Abrasion

40,000 Martindale

Price Grade

4

Origin

Woven in Belgium

Theo

Textiles

Fabric and Steel




2600 Snow



2620 Oak



2640 Smoky



2660 Cinder

A wool, linen, cotton boucle with textural depth, variegated yarns - and a cozy, chic character. The woven backing provides additional strength to the quality of the fabric.

Content

39% Wool
32% Linen
23% Cotton
6% Polyester

Width

55"

Origin

Woven in Belgium

Abrasion

40,000 Martindale

Flammability

CA TB 117-2013

Price Grade

4

Fiber

Textiles

Fabric and Steel



4010 Alabaster



4020 Sandstone



4040 Pumice

Reminiscent of a midcentury design aesthetic. The jute, wool, linen blend goes through two refined treatments to soften the fibers without weakening them, which creates a comfortable and elegant textile.

Content

27% Jute
26% Wool
25% Linen
14% Cotton
6% Polyester
2% Polyamide

Width

55"

Origin

Woven in Belgium

Abrasion

40,000 Martindale

Flammability

CA TB 117-2013

Price Grade

5

Flax

Textiles

Fabric and Steel



2910 Ivory



2920 Natural



2940 Light Gray

Understated and perfect. A substantial linen that has been put through a rigorous softening process, which provides a vintage patina with a luxurious hand.

Content

100% Belgian linen.
Overwashed finish.

Width

55"

Origin

Woven in Belgium

Abrasion

40,000 Martindale

Flammability

CA TB 117-2013

Price Grade

5


Alpaca Velvet

Textiles

BassamFellows



1107 Concrete



1123 Medium Gray



3020 Dark Green



10 Camel



11 Charcoal



02 Gray Beige



1108 Dark Navy

An opulent velvet, Alpaca Velvet has subtle shade variation in the dense, non-directional pile, featuring a special finish for exceptional wearability.

Additional colors available. Minimum and upcharge may apply.

Content

39% Cotton
28% Alpaca
11% Polyester
9% Virgin Wool
7% Polyamide
6% Viscose

Width

55"

Origin

Woven in Italy

Abrasion

110,000 Martindale

Flammability

CA TB 117-2013

Price Grade

5