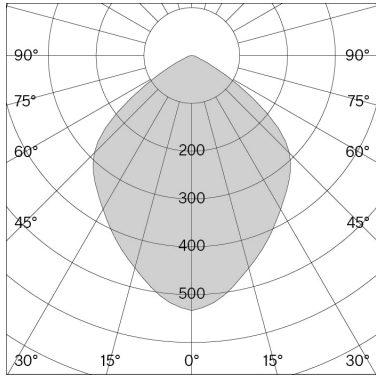


## w102 Chipperfield b



## Technical information

### Physical

<b>Material</b>	Shade, arm, floor stand, base, wall bracket & pin: solid brass / steel Dimmer housing on cord: ABS
-----------------	--

<b>Optics</b>	Diffuser & reflector: polycarbonate
---------------	-------------------------------------

<b>IP rating</b>	20
------------------	----

<b>Protection class</b>	III
-------------------------	-----

### LED

<b>Light source</b>	COB LED (included)
---------------------	--------------------

<b>Life time expectancy</b>	L80 / 50,000 h
-----------------------------	----------------

<b>CRI Colour Rendering Index</b>	97
-----------------------------------	----

<b>Standard deviation of colour matching</b>	3-step MacAdam
--	----------------

### Replaceable by a professional

The technical data represent rated values for an ambient temperature of 25°C. The data values for the luminous flux are initially subject to a tolerance of +/- 10%, those for the electrical connected load are initially subject to a tolerance of +/- 10%, and those for the colour temperature are initially subject to a tolerance of +/- 150 K. No liability is assumed for typographical or printing errors. The applicable General Terms & Conditions apply.

## Article-specific information

### Version

### Mounting

### LED Colour temperature (CCT) / Luminous flux

### Voltage / System power

### Efficacy

### Light control

### Net weight

### Packaging dimensions

### Gross weight

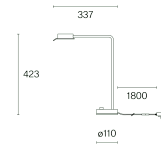
### Finish

#### Brass

#### Dark steel

#### Brass / Dark steel

## w102 Chipperfield b



### b

### Base

2700 K / 462 lm

100–240 V / 7.5 W

60 lm / W

Integrated dimmer switch

2.3 kg

L51 × W36 × H12 cm (0.02 m³)

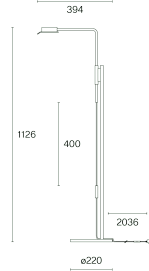
3.3 kg

### Art. No. / EAN code

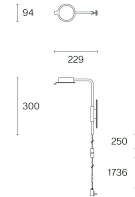
**102T100** / 7330492005003

**102T105** / 7330492008448

## w102 Chipperfield f



## w102 Chipperfield w






## Article-specific information

Version
Mounting
LED Colour temperature (CCT) / Luminous flux
Voltage / System power
Efficacy
Light control
Net weight
Packaging dimensions
Gross weight

f
Floor base
2700 K / 462 lm
100–240 V / 7.5 W
60 lm / W
Dimmer switch on cord
6.2 kg
L118 × W40 × H12 cm (0.06 m <sup>3</sup> )
8.4 kg

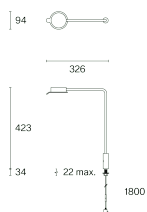
w
Wall bracket
2700 K / 462 lm
100–240 V / 7.5 W
60 lm / W
Dimmer switch on cord
0.8 kg
L36 × W30 × H12 cm (0.01 m <sup>3</sup> )
1.4 kg

Finish
Brass 
Dark steel 
Brass / Dark steel 

Art. No. / EAN code
102F105 / 7330492008509
102F005 / 7330492008493



Art. No. / EAN code
102W100 / 7330492008479
102W105 / 7330492008486

## w102 Chipperfield p



## Article-specific information

Version	p
Mounting	Pin — integrated (hole ø 15 mm)
LED Colour temperature (CCT) / Luminous flux	2700 K / 462 lm
Voltage / System power	100–240 V / 7.5 W
Efficacy	60 lm / W
Light control	Integrated dimmer switch
Net weight	0.9 kg
Packaging dimensions	L51 × W36 × H12 cm (0.02 m³)
Gross weight	1.9 kg

Finish	Art. No. / EAN code
Brass 	102P100 / 7330492008455
Dark steel 	102P105 / 7330492008462
Brass / Dark steel 