



Design by Tomoya Tabuchi

# Kiyumi



The seat and curved backrest in ash veneered plywood or upholstered are attached to a sinuous tubular steel frame. Even in the upholstered version the frame, aesthetic before being functional, remains visible although the screws are invisible. The collection includes chairs, small armchairs, lounge chair and stool. Versatile, lightweight and stackable, the seats designed by Tomoya Tabuchi fit into a variety of settings, from homes to contract environments such as bars and restaurants, where its style and the excellent construction stand out.

Sulla struttura sinuosa in tubolare d'acciaio si innestano un sedile e uno schienale curvo in multistrato impiallacciato di frassino oppure tappezzati. Il telaio, elemento estetico prima che funzionale, rimane sempre a vista, con viti nascoste, per rendere la sedia ancora più essenziale. La collezione include sedia, poltroncina con braccioli, poltrona lounge e sgabello. Versatili, leggere e impilabili, le sedute Kiyumi, disegnate da Tomoya Tabuchi, sono adatte a diversi contesti, dalla casa agli ambienti del contract come bar e ristoranti, dove si fanno notare per stile e qualità costruttiva.

**KIYUMI LO**  
M7 Black Metal Frame,  
Divina Md 343

**KIYUMI**  
M7 Black Metal Frame,  
W2 Black Ashwood

**KIYUMI AR**  
M7 Black Metal Frame,  
W1 Natural Ashwood

**CLIVO 48**  
M7 Black Aluminium,  
Frame + Black Hpl Top

**KIYUMI WOOD**  
W1 Natural Ashwood



KIYUMI ST  
M7 Black Metal Frame,  
W3 Walnut

CLIVO 108  
M7 Black Metal Frame,  
Black Hpl Top

KIYUMI LO  
M7 Black Metal Frame,  
Divina Md 343

CLIVO 48  
M7 Black Metal Frame,  
Black Hpl Top

KIYUMI AR  
M7 Black Metal Frame,  
W1 Natural Ashwood,  
Fixed Cushion  
Kvadrat Divina Md413

KIYUMI WOOD  
W1 Natural Ashwood

CLIVO 73  
M7 Black Metal Frame,  
Wood Top W3 Walnut

KIYUMI AR  
M7 Black Metal Frame,  
Genuine Leather Polo

**The shape of the essential. A collection of very complex construction, deceptively linear.**

**La forma dell'essenziale. Una collezione dalla grande complessità costruttiva, pure nella sua linearità.**

KIYUMI ST  
M7 Black Frame,  
W3 Walnut





**KIYUMI AR**  
**M7 Black Metal Frame**  
**W1 Natural Ashwood**  
**Fixed Cushion Kvadrat Divina Md413**



**KIYUMI**  
**Tomoya Tabuchi**

**Dati tecnici/Technical data:**  
 p. 92

**Finiture/Finishes**  
 p. 355

**Altri prodotti/Other products**  
**by Tomoya Tabuchi:**

**p. 94 → Kiyumi WOOD**

**Tomoya Tabuchi**  
 → p. 412

Tomoya Tabuchi, born 1974 in Tochigi, Japan, graduated in living design at Kuwasawa Design School in 1997. After working at Japanese furniture firm on the planning, designing original products, developing products designed by overseas designers, he became independent in 2010. In 2011, Tee table was debuted from Interiors (Japanese firm) as his first design after independence. His activity includes designed products, graphic design and art direction. He has received Premio Vico Magistretti, shortlist for prize (2007), ELLE DÉCOR Young Japanese Design Talent (2012), Good Design Award (2014/2018), Architizer A+Awards (2016).



Kiyumi      Kiyumi AR      Kiyumi LO      Kiyumi ST      Kiyumi Fabric      Kiyumi AR Fabric      Kiyumi LO Fabric      Kiyumi ST Fabric

**KIYUMI**

Art. 1060  
Sedia a 4 gambe/4-Legs chair

A/H 79 × L/W 56 × P/D 50 cm  
Seduta/Seat: 46 cm

Impilabilità/Stackability: 4 Pz./Pcs

\*Art. 1063




**KIYUMI AR**

Art. 1061  
Sedia con braccioli a 4 gambe/  
4-legs chair with armrests

A/H 79 × L/W 56 × P/D 50 cm  
Seduta/Seat: 46 cm  
Bracciolo/Arm: 65 cm

Impilabilità/Stackability: 4 Pz./Pcs

\*Art. 1063




**KIYUMI ST**

Art. 1062  
Sgabello con braccioli a 4 gambe/  
4-legs stool with armrests

A/H 109 × L/W 56 × P/D 53 cm  
Seduta/Seat: 76 cm  
Bracciolo/Arm: 95 cm

\*Art. 1063




**KIYUMI LO**

Art. 1165  
Poltrona lounge a 4 gambe/ 4-legs  
lounge chair

A/H 75 × L/W 73 × P/D 68 cm  
Seduta/Seat: 42 cm  
Bracciolo/Arm: 57 cm


\*Art. 1166



**KIYUMI FIXED CUSHION**

Art. 1063  
Cuscino fisso/Fixed cushion


Tessuto/Fabric: 30 cm  
Pelle/Leather: 0,50 m<sup>2</sup>



**KIYUMI LO FIXED CUSHION**

Art. 1166  
Cuscino fisso/Fixed cushion

Tessuto/Fabric: 65 cm  
Pelle/Leather: 1,00 m<sup>2</sup>




**KIYUMI FABRIC**

Art. 1060  
Sedia a 4 gambe tappezzata/ 4-Legs  
upholstered chair

A/H 79 × L/W 56 × P/D 50 cm  
Seduta/Seat: 45 cm

Impilabilità/Stackability: 4 Pz./Pcs

Tessuto/Fabric: 60 cm  
Pelle/Leather: 1,00 m<sup>2</sup>




**KIYUMI FABRIC AR**

Art. 1061  
Sedia con braccioli a 4 gambe  
tappezzata/4-legs upholstered chair  
with armrests

A/H 79 × L/W 56 × P/D 50 cm  
Seduta/Seat: 45 cm  
Bracciolo/Arm: 65 cm

Impilabilità/Stackability: 4 Pz./Pcs

Tessuto/Fabric: 60 cm  
Pelle/Leather: 1,00 m<sup>2</sup>



**KIYUMI FABRIC ST**

Art. 1062  
Sgabello con braccioli a 4 gambe  
tappezzato/4-legs upholstered stool  
with armrests

A/H 109 × L/W 56 × P/D 53 cm  
Seduta/Seat: 75 cm  
Bracciolo/Arm: 95 cm

Tessuto/Fabric: 60 cm  
Pelle/Leather: 1,00 m<sup>2</sup>




**KIYUMI FABRIC LO**

Art. 1165  
Poltrona lounge a 4 gambe tappezzata/  
4-legs upholstered lounge chair

A/H 74 × L/W 73 × P/D 68 cm  
Seduta/Seat: 42 cm  
Bracciolo/Arm: 57 cm

Tessuto/Fabric: 110 cm  
Pelle/Leather: 1,70 m<sup>2</sup>



**KIYUMI FABRIC ST**

Art. 1062  
Sgabello con braccioli a 4 gambe  
tappezzato/4-legs upholstered stool  
with armrests

A/H 109 × L/W 56 × P/D 53 cm  
Seduta/Seat: 75 cm  
Bracciolo/Arm: 95 cm

Tessuto/Fabric: 60 cm  
Pelle/Leather: 1,00 m<sup>2</sup>




**KIYUMI FABRIC LO**

Art. 1165  
Poltrona lounge a 4 gambe tappezzata/  
4-legs upholstered lounge chair

A/H 74 × L/W 73 × P/D 68 cm  
Seduta/Seat: 42 cm  
Bracciolo/Arm: 57 cm

Tessuto/Fabric: 110 cm  
Pelle/Leather: 1,70 m<sup>2</sup>



**Fusto/Frame**

Acciaio verniciato/  
Painted steel

M7 Nero /Black M16 Bianco /White M12 Grigio Grafite /Graphite Grey M19 Rosso Ossido /Oxide Red M25 Marrone Seppia/Brown M26 Corallo Naturale/Coral M27 Ecrú M28 Blu Pavone /Peacock Blue M29 Salvia /Sage

Acciaio galvanico/  
Galvanized steel

SG BR NK

**Seduta/Seat KIYUMI**

Frassino massello/  
Solid ash

W1 Naturale/Natural W2 Nero/Black W3 Noce/Walnut W4 Ciliegio/Cherry W9 Corallo/Coral W10 Ecrú W11 Salvia/Sage W12 Grafite/ Graphite/

**Seduta/Seat KIYUMI FABRIC**

Lana/ Wool

Canvas 2 Cat. 9 Lanee Melange Cat. 3 Divina 3 Cat. 12 Divina MD Cat. 12 Divina Melange Cat. 12 Fiord 2 Cat. 11 Focus Cat. 5 Focus Melange Cat. 5 Focus Royale Cat. 5

**Seduta/Seat KIYUMI**

Cuscino fisso tappezzato con  
espanso ignifugo/Upholstered  
with flame-retardant  
polyurethane foam fixed cushion

Hallingadal 65 Cat. 11 Hero 2 Cat. 11 Hero Heater Cat. 11 Remix 3 Cat. 8 ReWool Cat. 9 Steelcut Trio 3 Cat. 9 Steelcut 3 Cat. 9 Steelcut Quartet Cat. 9 Vidar 4 Cat. 13

**Vera Pelle/  
Genuine Leather**

Polo Softy Similpelle/  
Faux Leather Aston Cat. 3 Maglia Cat. 4 Magnum Cat. 2 Parotega Cat. 4 Silvertex Cat. 3 Valencia Cat. 2

**Bouclé**

Ally Cat. 4 Auckland Cat. 4 Orsetto Cat. 8 Elkie Cat. 4 Tweed Kilda Cat. 4 Riva Cat. 2 Shelby Cat. 5

**Tecnici/  
Technical**

Acton Cat. 3 Field 2 Cat. 6 Jat Cat. 1 Relate Cat. 6 Revive Cat. 6 Step Cat. 3 Step Melange Cat. 3

**Velluto/  
Velvet**

Ariana Cat. 9 Gentle 2 Cat. 21 Gorgeous Cat. 3 Ponza Cat. 5 No Fire Cat. 9 Ciniglia/  
Chenille Elegance Wall Cat. 3 Fuga Cat. 4 Juno Cat. 3